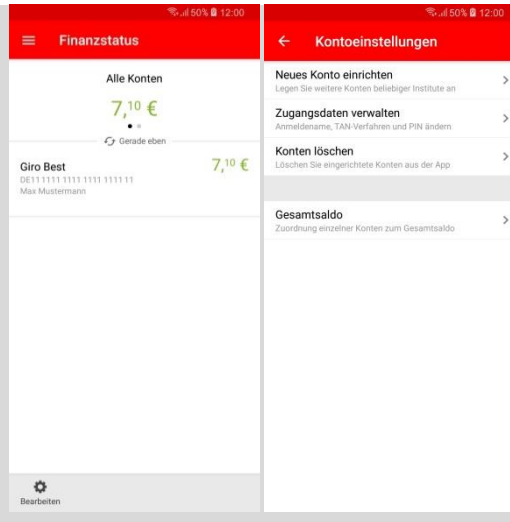


1

If you have opted to use pushTAN, you will need to set up this access in the Sparkasse app.

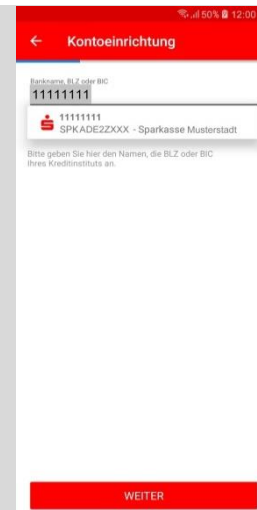
2

Open the Sparkasse app and log in with your password. On the "Finanzstatus" (financial status) page, click "Bearbeiten" (edit) at the bottom left of the screen and then "Neues Konto einrichten" (set up new account) at the top of the screen that follows.



3

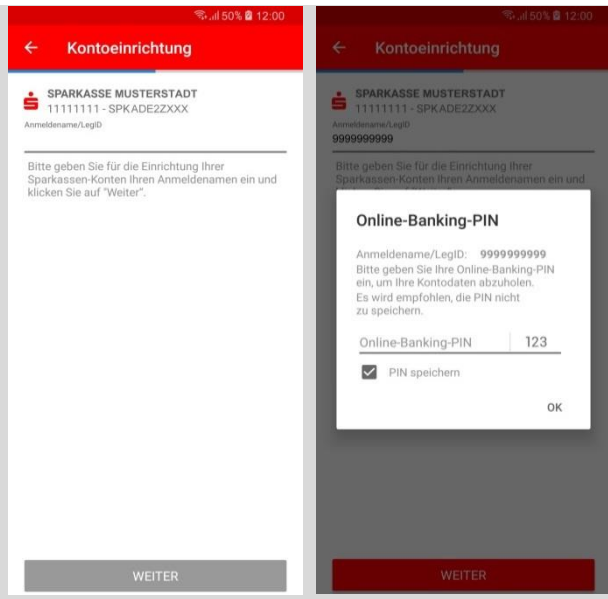
If you can't see the Sparkasse account for which you want to set up pushTAN, enter the sort code or the name of your Sparkasse account and click "Weiter" (next) to confirm.



4

Now enter your pushTAN username or authorisation ID from your registration letter and click "Weiter" (next) to confirm.

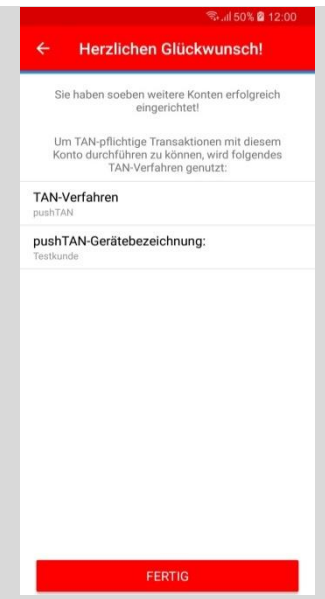
Enter the PIN you chose when setting up online banking access with pushTAN for the first time and confirm by pressing "OK".



5

Confirm the selected account shown by pressing "Weiter" (next).

The pushTAN procedure is then stored as the new and preferred security medium for all existing Sparkasse accounts. Click "Fertig" (finish) to complete the setup.



pushTAN: Setting up in the Sparkasse app

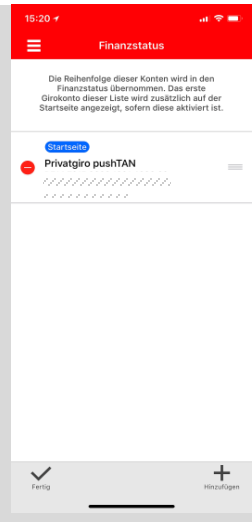
iPhone/iPad

1

If you have opted to use pushTAN, you will need to set up this access in the Sparkasse app.

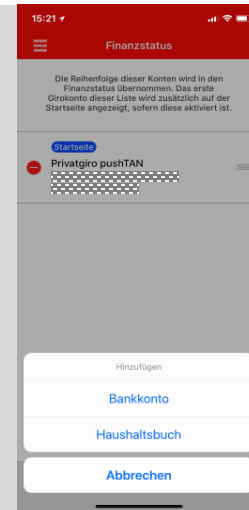
2

Open the Sparkasse app and log in with your password or Touch ID. In the bottom left corner of the "Finanzstatus" (financial status) page, click "Bearbeiten" (edit) and then "+ Hinzufügen" (add) (bottom left corner for iPad, bottom right for iPhone).



3

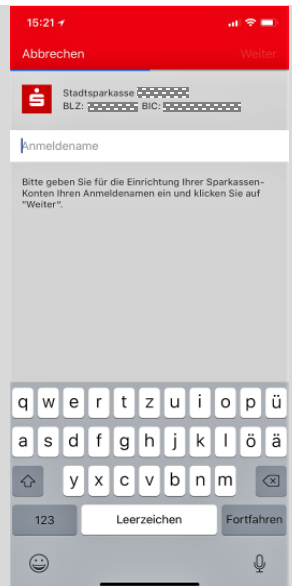
Select "Bankkonto" (bank account). If you can't see the Sparkasse account for which you want to set up pushTAN, enter the sort code or the name of your Sparkasse account and click "Weiter" (next) to confirm.



4

Now enter your pushTAN username or authorisation ID from your registration letter and click "Weiter" (next) to confirm.

Enter the PIN you chose when setting up online banking access with pushTAN for the first time and confirm by pressing "OK".



5

Confirm the selected account shown by pressing "Weiter" (next).

The pushTAN procedure is then stored as the new and preferred security medium for all existing Sparkasse accounts. Click "Weiter" (next) to complete the setup.

